

TABLE OF CONTENTS

1st EDITION

JANUARY 1, 1986

858 BULK FEEDER

SECTION	PAGE
1. LEFT SIDE SECTION -----	3
2. RIGHT SIDE SECTION -----	5
3. DRIVE SECTION -----	7
NUMERICAL PARTS INDEX -----	8

NOTE

THE TERMS "LEFT" AND "RIGHT" USED IN THE DESCRIPTION OF PARTS ARE DETERMINED BY FACING THE DIRECTION OF TRAVEL OF MATERIAL THROUGH THE MACHINE.

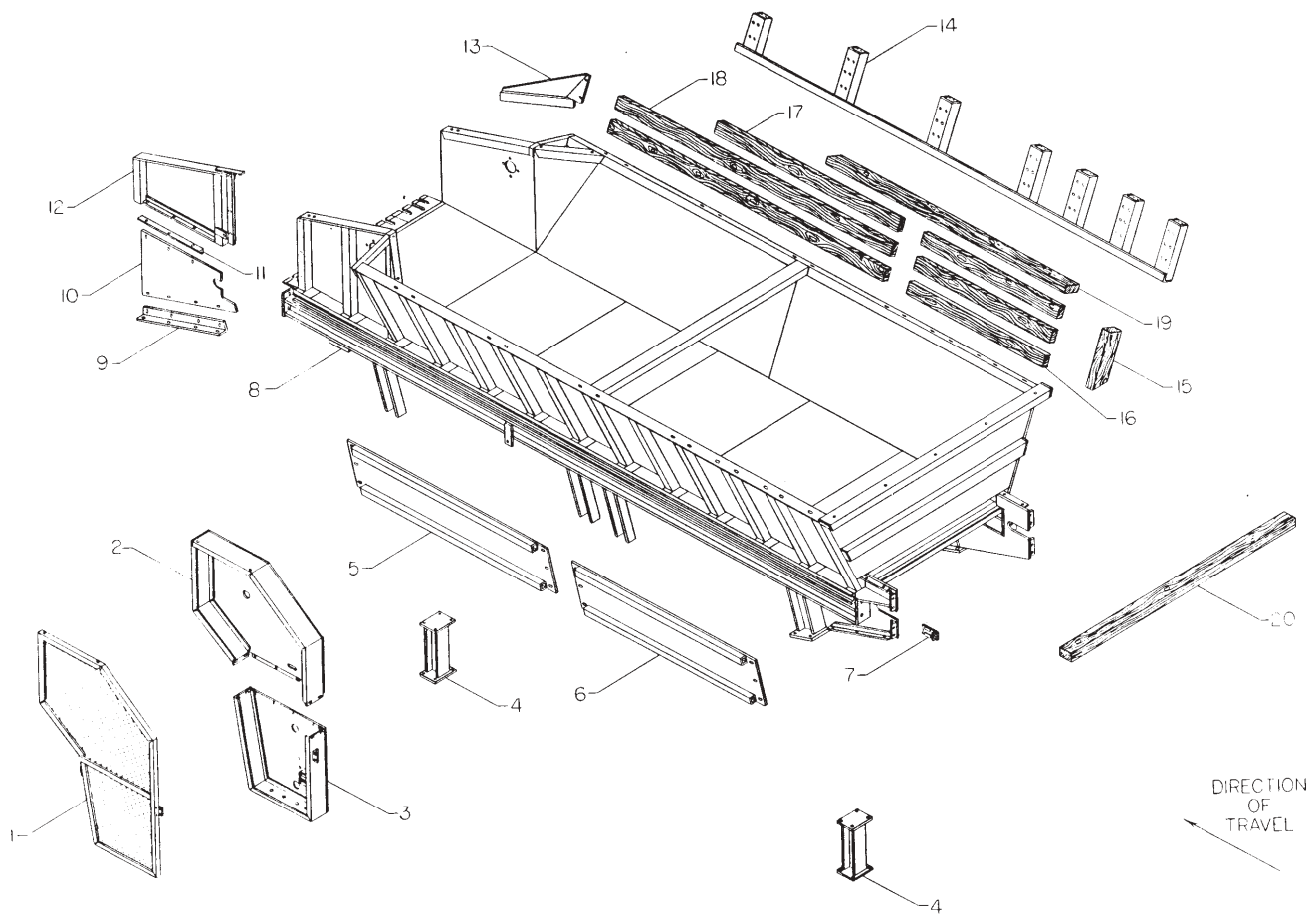
Owners Name _____
Address _____
Model No. _____ · Serial No. _____ · Date Purchased _____



1100 Holland Road Suffolk, Va. 23434 U.S.A. · 804-539-0231

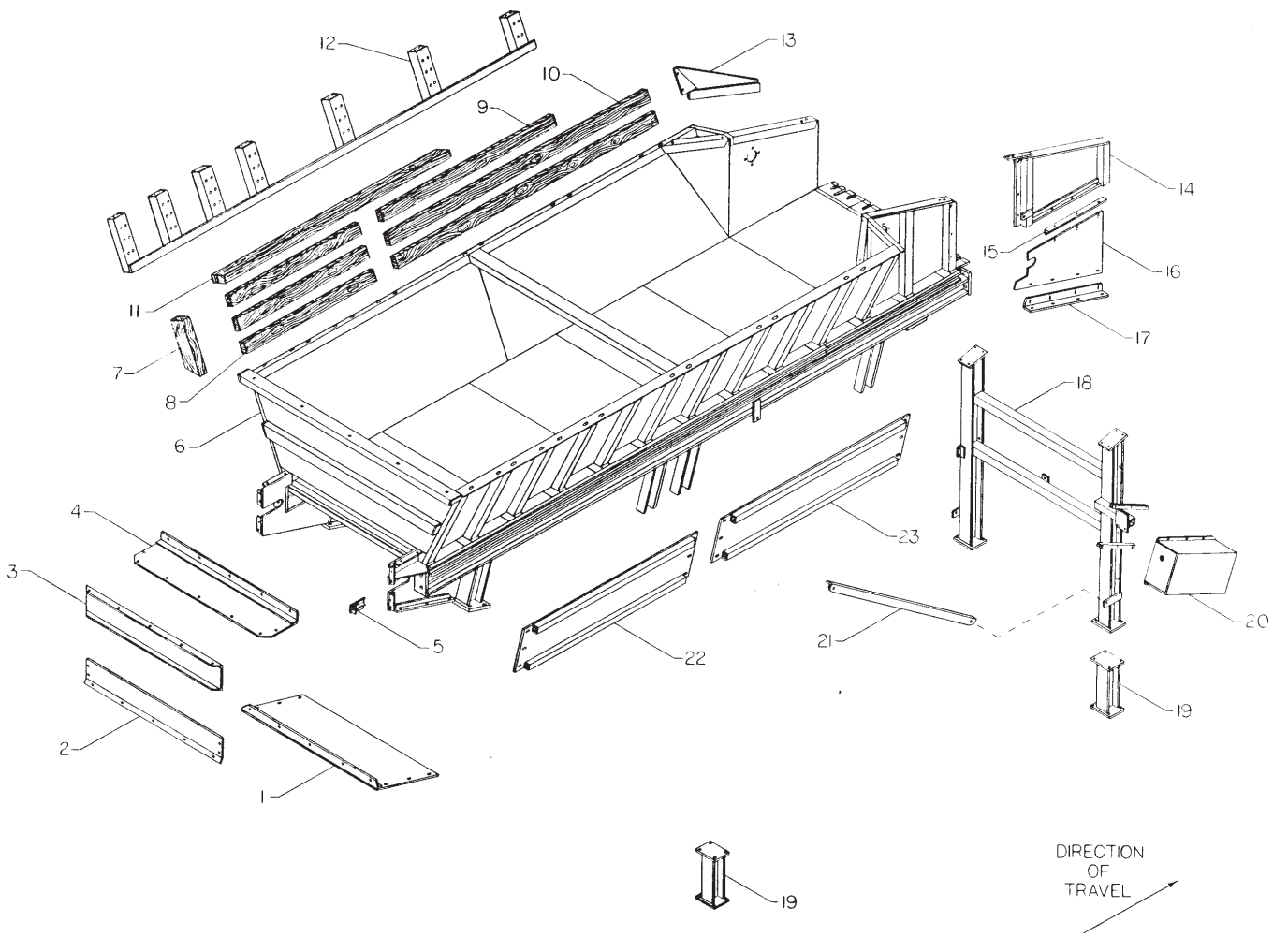
Home Office: TELX · 494-6083 Cable · HOADEN SUFK
Branch Office

1701 S. Slappey Blvd. Albany, Ga. 31706 · 912 - 439-2217



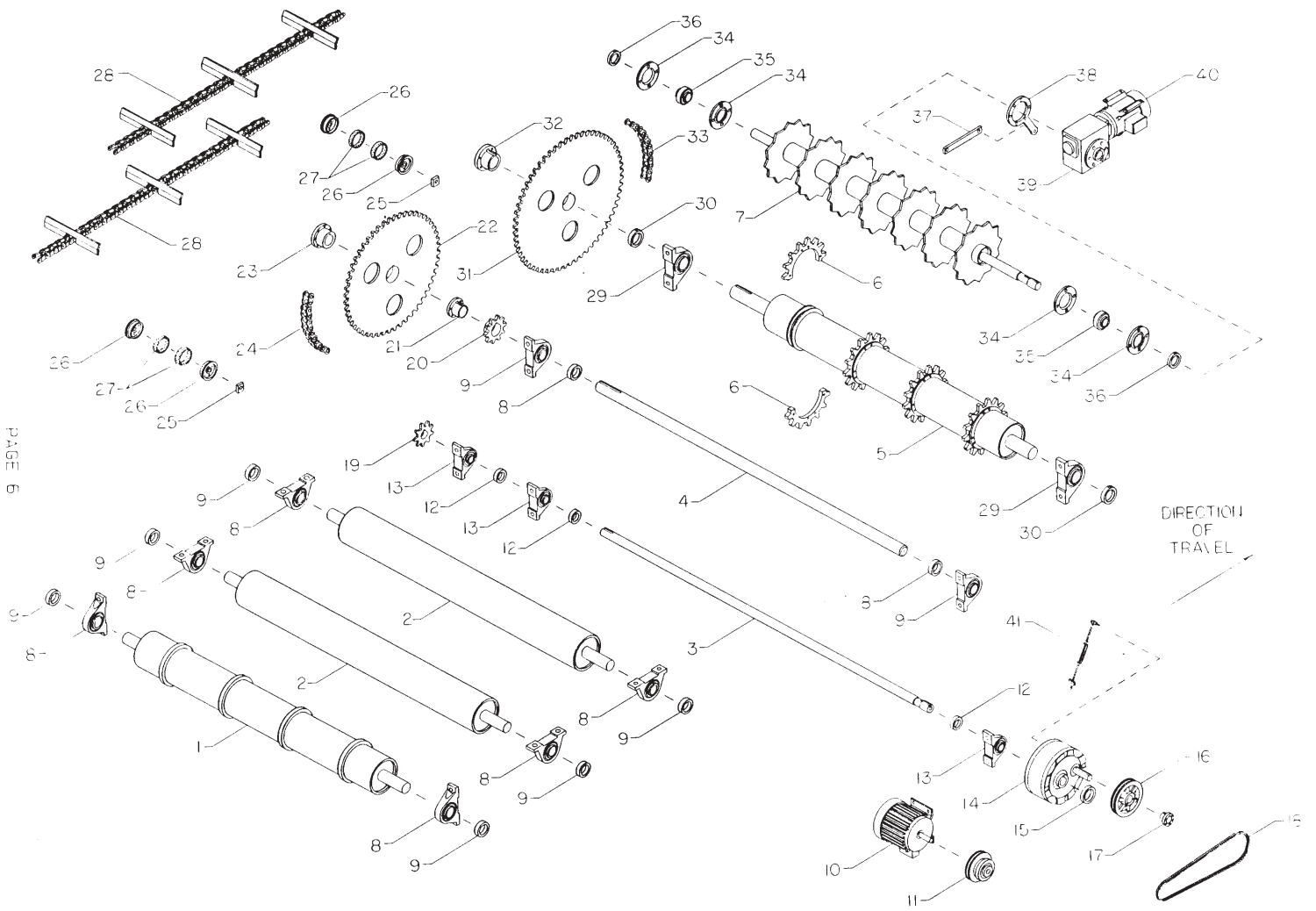
1. LEFT SIDE SECTION

NO.	PART NO.	KEYWORD	DESCRIPTION	NO. REQ'D
1	121783	COVER	DRIVE SHIELD	1
2	121781	SHIELD	UPPER DRIVE TRAIN	1
3	121782	SHIELD	LOWER DRIVE TRAIN	1
4	90440	EXTENSION	LEG (2 FT. LONG)	2
5	121787	PANEL	LEFT FRONT DEFLECTOR	1
6	121789	PANEL	LEFT REAR DEFLECTOR	1
7	90434	PANEL	RETURN;LEFT MIDDLE	1
8	90422	FRAME	858X26 FEEDER; MAIN	1
9	60448	MOUNT	DISCHARGE PANEL;LOWER	OPT
10	121793	PANEL	LOWER DISCHARGE EXTENSION	OPT
11	60447	MOUNT	DISCHARGE PANEL;UPPER	OPT
12	121790	PANEL	DISCHARGE EXTENSION;LEFT	1
13	121785	GUSSET	RIGHT SIDE EXTENSION	1
14	90432	FRAME	RIGHT BATTER BOARD	1
15	13363	BOARD	DIAGONAL INFEEED;24LGX4X6	1
16	13358	BOARD	6'LONG X 2" X 6" TREATED	3
17	13360	BOARD	8'LONG X 2" X 6" TREATED	1
18	13359	BOARD	12'LONG X 2" X 6" TREATED	2
19	13362	BOARD	125"LG X 4" X 6" TREATED	1
20	13364	BOARD	10'LONG X 4" X 6" TREATED	1



2. RIGHT SIDE SECTION

NO.	PART NO.	KEYWORD	DESCRIPTION	NO.	REQ'D
1	121778	COVER	REAR ROTOR;BOTTOM	1	
2	121777	COVER	LOWER REAR	1	
3	90435	CHANNEL	BUMPER	1	
4	121779	COVER	REAR ROTOR;TOP	1	
5	90433	PANEL	RETURN;RIGHT MIDDLE	1	
6	90422	FRAME	858X26 FEEDER MAIN	1	
7	13363	BOARD	DIAGONAL INFEEED;24LGX4X6	1	
8	13358	BOARD	6'LONG X 2" X 6" TREATED	3	
9	13360	BOARD	8'LONG X 2" X 6" TREATED	1	
10	13359	BOARD	12'LONG X 2" X 6" TREATED	2	
11	13362	BOARD	125"LG X 4" X 6" TREATED	1	
12	90431	FRAME	LEFT BATTER BOARD	1	
13	121784	GUSSET	LEFT SIDE EXTENSION	1	
14	121791	PANEL	DISCHARGE EXTENSION;RIGHT	1	
15	60447	MOUNT	DISCHARGE PANEL;UPPER	1	
16	121793	PANEL	LOWER DISCHARGE EXTENSION	1	
17	60448	MOUNT	DISCHARGE PANEL;LOWER	1	
18	90394	FRAME	FRONT LEG "H"	1	
19	90440	EXTENSION	2 FOOT LEG	2	
20	121780	SHIELD	MOTOR DRIVE BELT	1	
21	90436	BRACE	FRONT LEG	2	
22	121788	PANEL	RIGHT REAR DEFLECTOR	1	
23	121786	PANEL	RIGHT FRONT DEFLECTOR	1	



3. DRIVE SECTION

NO.	PART NO.	KEYWORD	DESCRIPTION	NO. REQ'D
1	10280	IDLER	REAR CHAIN;858	1
2	10281	IDLER	CHAIN SUPPORT	2
3	10277	SHAFT	MAIN DRIVE	1
4	5412A	SHAFT	ROTOR	1
5	10279	ROTOR	DRIVE;858	1
6	51062	SPROCKET	1/2 SECTION	8
7	10278	ROTOR	AGITATOR	1
8	3124	BEARING	2-7/16 PILLOW BLOCK	8
--	3126	INSERT	2-7/16 REPLACEMENT BEARNG	A/R
9	3125	COLLAR	2-7/16 ECCENTRIC LOCKING	8
10	15162	MOTOR	3 HP TEFC 182T 1750 3PH	1
11	5416	SHEAVE	VARIABLE SPEED;BRD 1-1/8	1
12	3087	COLLAR	2-3/16 ECCENTRIC LOCKING	3
13	3111	BEARING	2-3/16 PILLOW BLOCK	3
--	3086	INSERT	2-3/16 REPLACEMENT BEARING	A/R
14	11141	GEARBOX	24:1;2-3/16 SHAFT MOUNT	1
15	3133	COLLAR	2-3/16 BOSTON LOCKING.....(ONE SHOWN)	2
16	5708	SHEAVE	1TB80 P1	1
17	5707	BUSHING	P1 1-9/16	1
18	B63	BELT	1
19	5694	SPROCKET	80B14 W/2-3/16 BORE	1
20	5659	SPROCKET	100Q12	1
21	5663	BUSHING	Q1(2-7/16)	1
22	5661	SPROCKET	80R84	1
23	5655	BUSHING	R1 X 2-7/16	1
24	4365-101	CHAIN	NO.80 ROLLER;101 PITCHES	1
25	2020	NUT	ADJUSTING	2
26	5218	IDLER	4" BELT, ONE OPEN SIDE	4
27	5204	TIRE	CHAIN IDLER	4
28	4473	CHAIN	FEEDER FLIGHT (858)	20
29	3048	BEARING	2-15/16 PILLOW BLOCK	2
--	3083	INSERT	2-15/16 REPLACEMNT BEARNG	A/R
30	3084	COLLAR	2-15/16 ECCENTRIC LOCKING	2
31	5658	SPROCKET	100R84	1
32	5662	BUSHING	R1(2-15/16)	1
33	4456-116	CHAIN	NO.100 ROLLER;116 PITCHES	1
34	3108	FLANGETTE	100MSC2 FOR 2-3/16" BRG	4
35	3086	INSERT	2-3/16 REPLACEMENT BEARING	2
36	3087	COLLAR	2-3/16 ECCENTRIC LOCKING	2
37	60446	ARM	GEARBOX MOUNTING	1
38	11136A	ARM	INTEGRAL TORQUE	1
39	11136	GEARBOX	20T01 3HP SHAFT MOUNTED	1
40	15159	MOTOR	1HP TEFC143T CFACE1750 3P	1
41	11142	TURNBUCKLE	5/8 EYE TO EYE(KIT)	1

NUMERICAL PARTS INDEX

PART NO.	PAGE	PART NO.	PAGE	PART NO.	PAGE
B63	7	5659	7		
10277	7	5661	7		
10278	7	5662	7		
10279	7	5663	7		
10280	7	5694	7		
10281	7	5707	7		
11136	7	5708	7		
11136A	7	60446	7		
11141	7	60447	3,05		
11142	7	60448	3,05		
121777	5	90394	5		
121778	5	90422	3,05		
121779	5	90431	5		
121780	5	90432	3		
121781	3	90433	5		
121782	3	90434	3		
121783	3	90435	5		
121784	5	90436	5		
121785	3	90440	3,05		
121786	5				
121787	3				
121788	5				
121789	3				
121790	3				
121791	5				
121793	3,05				
13358	3,05				
13359	3,05				
13360	3,05				
13362	3,05				
13363	3,05				
13364	3				
15159	7				
15162	7				
2020	7				
3048	7				
3083	7				
3084	7				
3086	7				
3087	7				
3108	7				
3111	7				
3124	7				
3125	7				
3126	7				
3133	7				
4365-101	7				
4456-116	7				
4473	7				
51062	7				
5204	7				
5218	7				
5412A	7				
5416	7				
5655	7				
5658	7				